

The Christmas Story

Origami Colouring Booklet

LUCY PAINTBOX

Feel free to share this PDF with friends for their personal non-commercial use

More free Colouring Nativity Scenes and Christmas Card
PDFs from www.lucypaintbox.org.uk

Copyright © Beryl L Pratt 27 November 2010

p2 – Booklet Colour – Family and wise men

p3 – Booklet Black/White – Family and wise men

p4 – Booklet Colour – Angels appear to shepherds

p5 – Booklet Black/White– Angels appear to shepherds

p6 – Figures Colour

p7 – Figures Black/White

The booklet can also be made up using blank coloured paper, or wrapping paper that has a plain back. Any size paper rectangle can be used, the booklet will be the same proportions as the original sheet but one eighth the size. Tissue paper will make a very delicate book. Cut out individual figures and glue to each page – those on p6 and p7 are slightly larger.

Write a description, a part of the Christmas Story or a line from a Christmas carol underneath each picture.

The booklets are small enough to put inside a Christmas card.

The figures can be assembled into a mural or storyboard, and used as decorations, gift tags and bookmark tops.

BEFORE FOLDING: If your printer does not print to the edges, cut off any margins outside the red border, to ensure the pictures are central to each page.



Face down, fold in half in both directions. Open out.




Face up, fold short sides to the centre. Open out.



Fold in half and cut through centre as far as the next fold.



Open out and bring up the long centre fold.






Push the ends in and the central folds outwards.



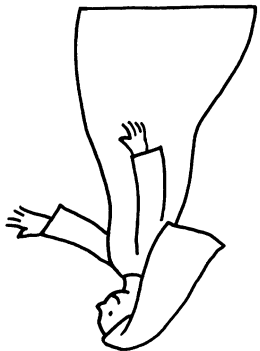



Fold over and press creases.

CHRISTMAS THE STORY









CHRISTMAS THE STORY












CHRISTMAS STORY

THE










CHRISTMAS STORY

THE



THE CHRISTMAS STORY



THE CHRISTMAS STORY

